

Optimization of Visco-Elastic Material Models of Mold Compounds Used in Electronic Packages Based On Evolutionary Algorithms

Weimarer Optimierungs- und Stochastiktage 4.0
29.-30. November 2007

Axel Mueller¹, Sven Rzepka¹, Johannes Will²
¹Qimonda Dresden GmbH & Co. OHG, ²Dynardo GmbH





Pilot Project w/ Dynardo

Simulation Task

Parameter Identification

Conclusions



Pilot Project w/ Dynardo

Simulation Task

Parameter Identification

Conclusions



Application Of *optiSLang* To Material Modeling Tasks

Task I: ANSYS

identification of visco-elastic material data

- calibration of quasi-static data
- many parameters (> 20)
- simulation time ~10 min / leg
- optiSLang ↔ ANSYS

Task II: LS-DYNA

identification of rate-dependent solder data

- calibration of noisy data
- few parameters only (< 10)
- simulation time ~1 h / leg
- optiSLang ↔ LS-DYNA

Topic Of This Presentation



Pilot Project w/ Dynardo

Simulation Task

Parameter Identification

Conclusions

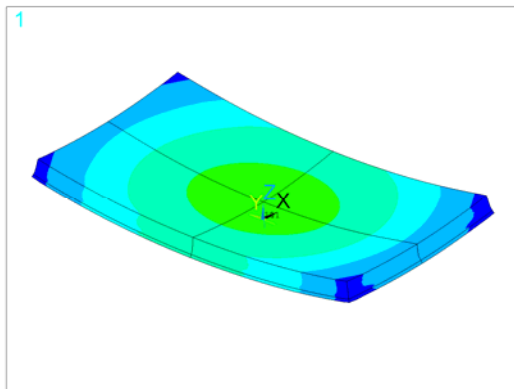
Simulation Task



Microelectronic Packages Exposed To Temperature Loads



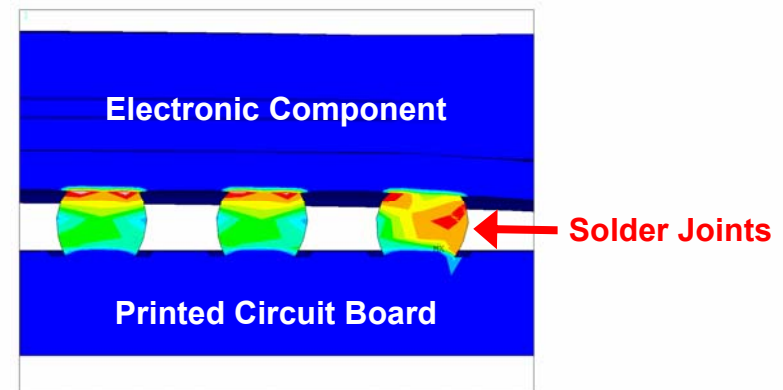
Manufacturing



E.Q. Component Warpage
During Solder Reflow?



Operating Condition

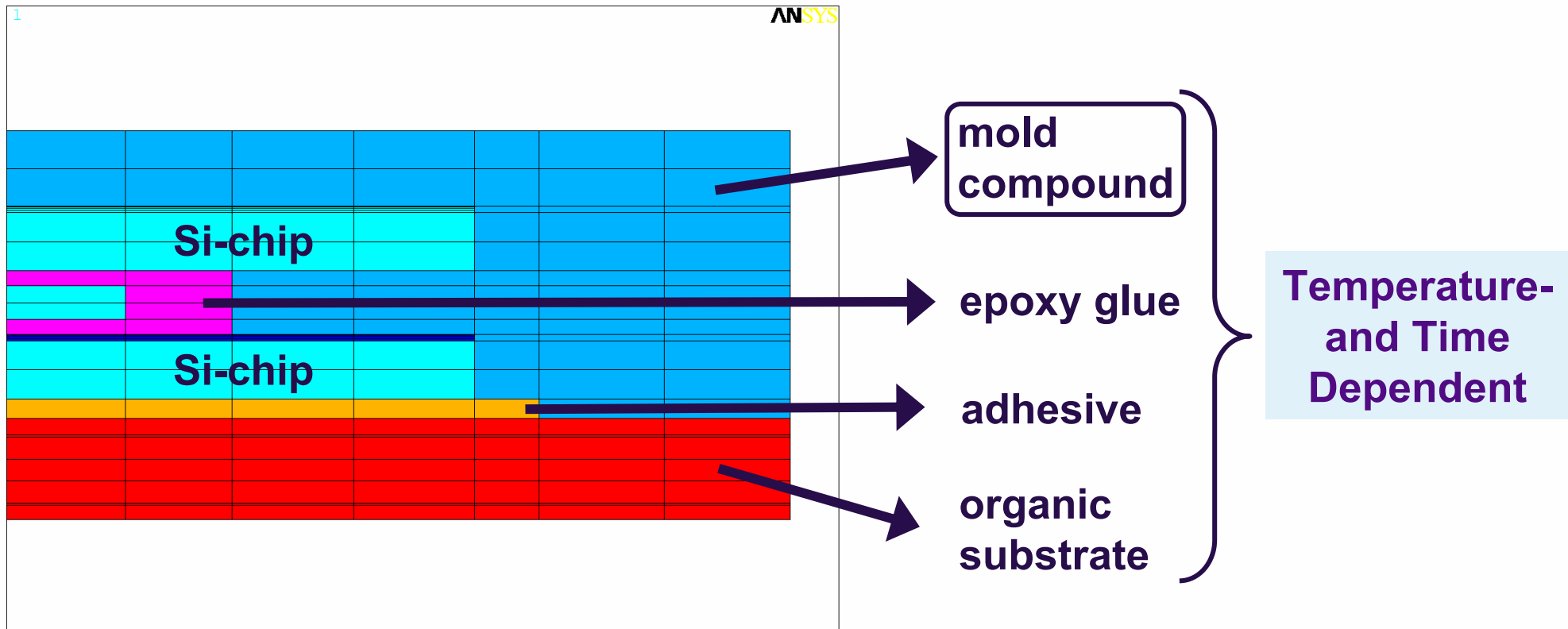


Thermal Cycle Test (JEDEC Standard)
→ Solder Joint Reliability?

Challenge



Multi-Layer Structures Composed of Complex Materials





Dynamic Mechanical Analysis (DMA)

Parameter:
temperature T ,
frequency f

Frequency Data:
storage modulus $E'(T)$,
loss modulus $E''(T)$

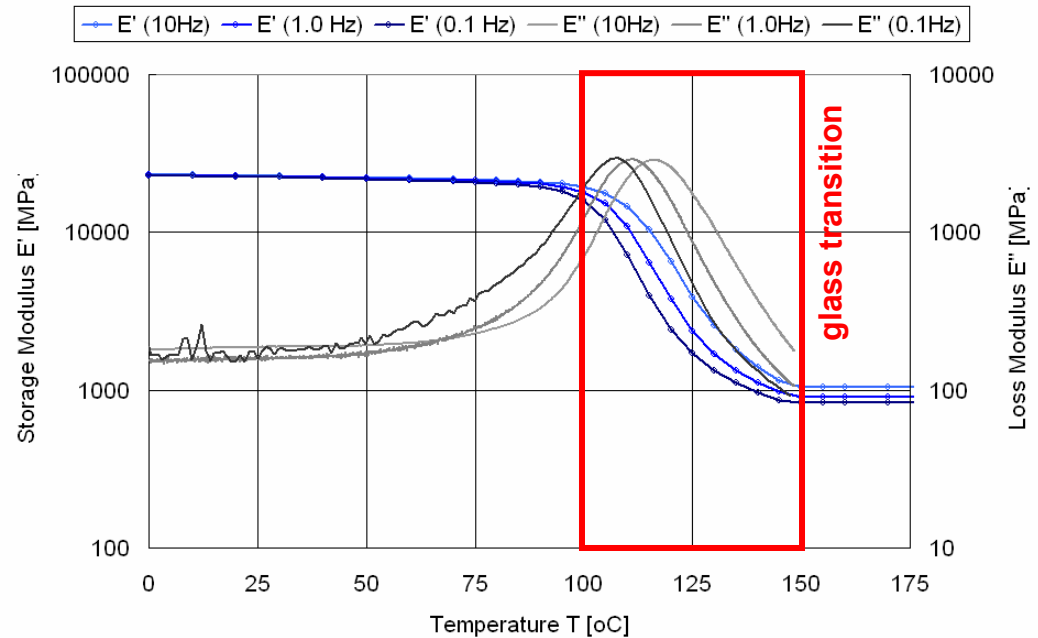
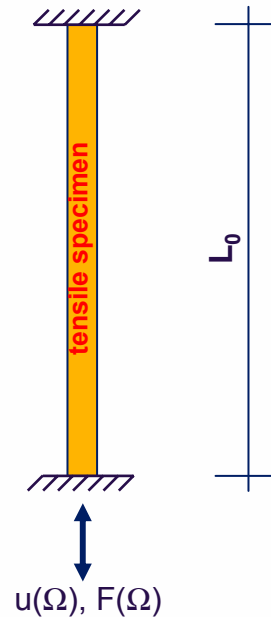



Fig. 1: Tensile Specimen w/ Sine Load

Fig. 2: Frequency Dependent E-T-Profiles



Parameterized Finite Element Model of the Test



~10 min

1 vector for each frequency

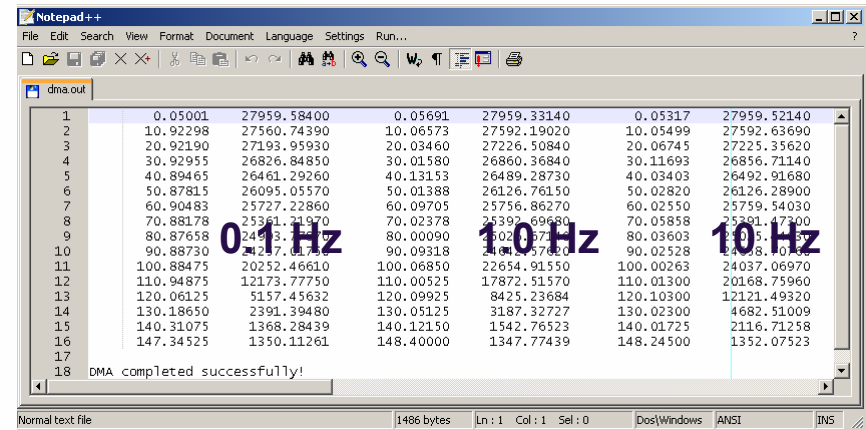


Fig. 3: Finite Element Model

Fig. 4: Output Parameter



Pilot Project w/ Dynardo

Simulation Task

Parameter Identification

Conclusions

Material Parameters For Calibration



41 input parameters in total: E_0 , E_1 , ν , C_1 , C_2 and α_i (2x18)

Elastic Modulus

$$E(T) = E_0 + E_1 \cdot T$$

E_0 ... constant term

E_1 ... linear term

Poisson Ratio

$$\nu(T) = \text{const}$$

Relaxation Data (Master Curve @ T_0)

$$G(t, T) = G(T) \cdot \left[\alpha_\infty^G + \sum_{i=1}^{18} \alpha_i^G \cdot \exp\left(-\frac{t}{\tau_i}\right) \right]$$
$$K(t, T) = K(T) \cdot \left[\alpha_\infty^K + \sum_{i=1}^{18} \alpha_i^K \cdot \exp\left(-\frac{t}{\tau_i}\right) \right]$$

Time-Temperature Shift Function

$$\ln(a_T) = C_1 \cdot (T - T_0) + C_2 \cdot (T - T_0)^2$$

$$\Delta t_{eff} = \Delta t \cdot \exp(a_T) \quad \text{effective time step}$$



Sensitivity Analysis (1)

Correlation and Coefficient of Determination

Definition design space → Trial and Error, Experience



optiSLang creates 100 Latin Hypercube samplings.

$$\text{Constraint: } \sum_{i=1}^{18} \alpha_i < 1.0$$

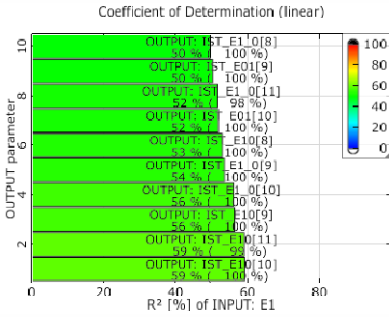
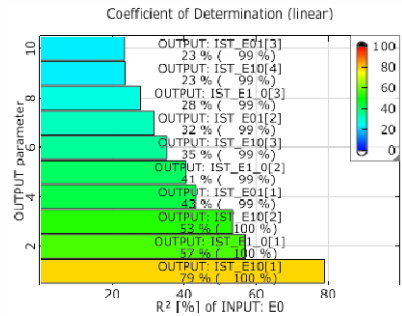


Study sensitivity of input parameters on output vector elements.



E_0, E_1, C_1	→	high
C_2, α_i^G	→	small
v, α_i^K	→	none

Sensitivities:



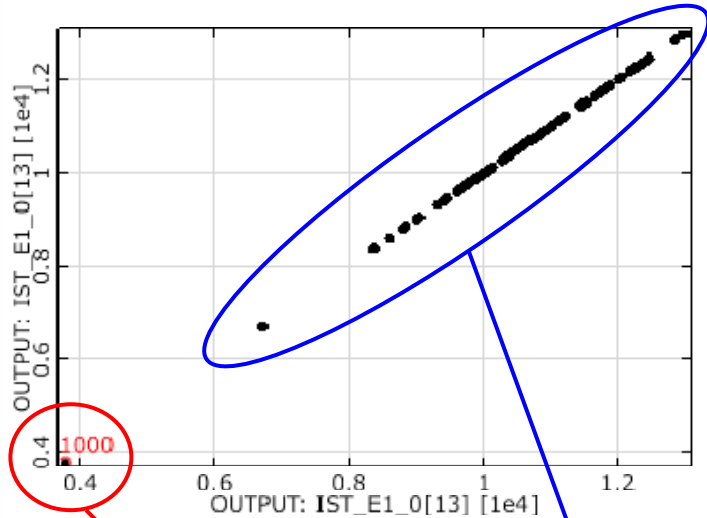


Sensitivity Analysis (2)

Variation Space

Few reference values are outside the variation space of the sensitivity study.

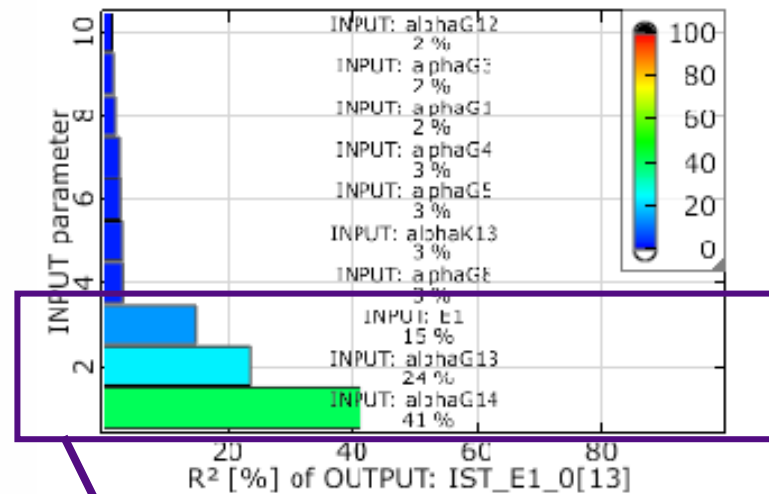
OUTPUT: IST_E1_0[13] vs. OUTPUT: IST_E1_0[13], (linear) $r = 1.000$



Reference

Variation Space

Coefficient of Determination (linear)
full model: $R^2 = 100\%$



Variables that have significant effect on particular vector element

Identification (1)




Initialization of Identification Task

Design space for identification has been reduced to 22 variables:

$E_0, E_1, C_1, C_2, \alpha_i^G$

~~v, α_i^K~~

In addition, lower and upper bounds of some variables are adjusted.



10 best designs out of LH sampling are used to initialize identification.

Identification (2)




Objective Function and Constraints

Minimize root mean square error of experimental and simulated data.

$$F = \sqrt{\frac{\sum (\log(E'_{i,Sim}) - \log(E'_{i,Exp}))^2}{i-1}} \rightarrow \min$$

(implemented as user vector routine)



Start w/ global search strategy using optiSLang default settings.

$$\text{Constraint : } \sum_{i=1}^{18} \alpha_i < 1.0$$



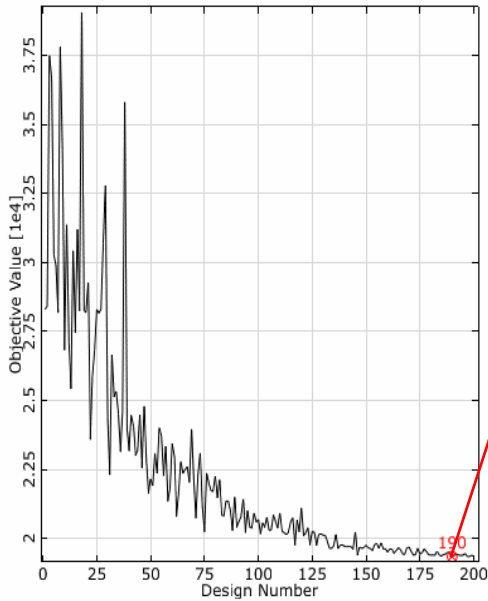
Never analyze non-physical design option of *optiSLang*

Evolution of Identification



Genetic Algorithm

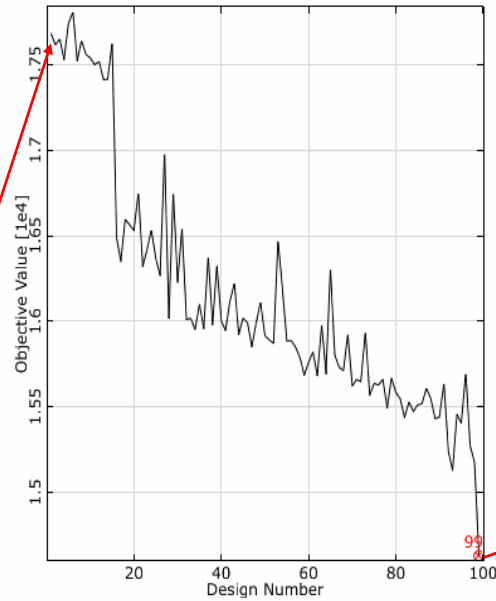
Objective History



After the global optimization run the solution could be improved about **50 %!**

Evolutionary Run 1

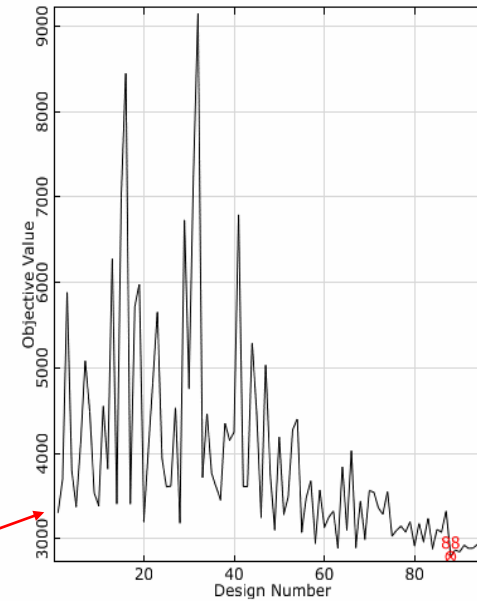
Objective History



By design improvement strategy the quality of the global solution could be improved significantly.

Evolutionary Run 6

Objective History

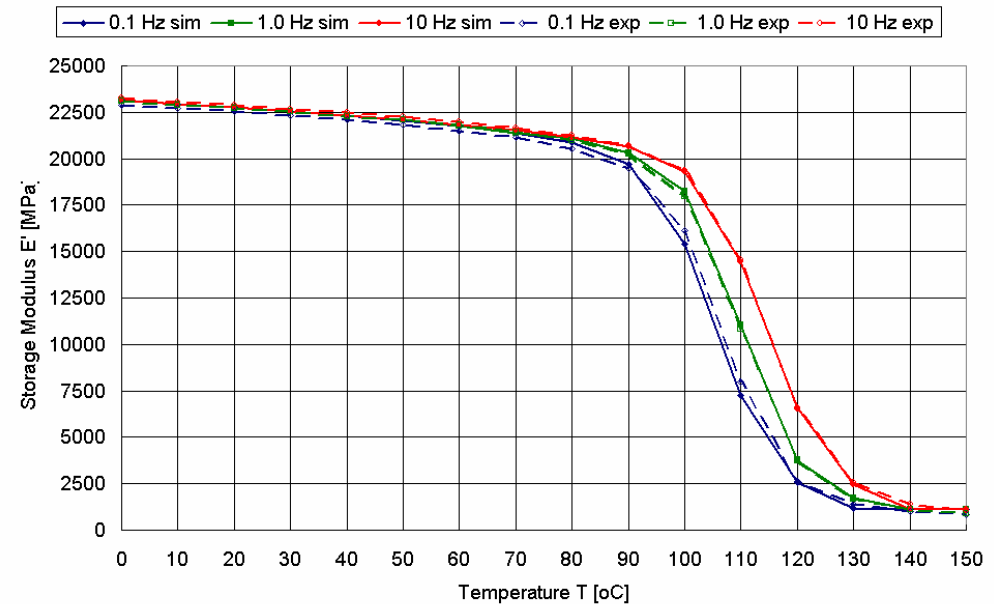
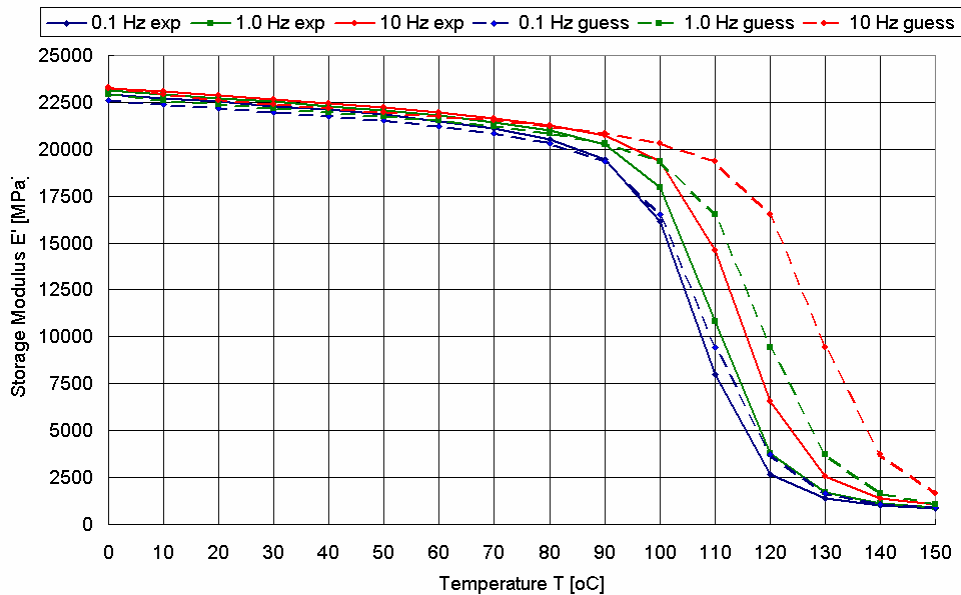


Final settings:
mutation rate = 0.5
standard deviation < 0.05

Result Parameter Identification



Total Costs of Identification approx. 1000 Solver Calls.



Initial design using conventional approach (trial and error combined w/ experience).

Best design based on synchronous identification of glass constants, master curve and time-temp. shift function.

Identification Flow For Visco-Elastic Materials



Sensitivity Analysis

only for new material test

Latin Hypercube Sampling w/ 100 samples

→ remove parameter from the design space that don't show sensitivity on the objective function

Global Optimization

only for new material, e.g. adhesive

Genetic Algorithm w/ population size 10 over 20 generations

→ search for “global optimum” in design space

Design Improvement

Best method to adjust already available data, e.g. for new filler size

Evolutionary Search w/ 1 parent and 5 newborns over 20 generations

→ further improvement of the best design from “global optimization”

Local Optimization

not necessarily needed

Gradient based (NLPQL) method

→ fine tuning of the improved material parameters



Pilot Project w/ Dynardo

Simulation Task

Parameter Identification

Conclusions

Conclusions



optiSlang has been applied for identification of mold compound constitutive law by calibrating simulation to measurement (Dynamic Mechanical Analysis)

Sensitivity analysis should be applied first to reduce the dimension of the design space for efficient optimization.

Genetic Algorithms are efficient to identify parameter sets (master curve data and time-temp. shift function constants) which already characterize the visco-elastic response of the material in first assumption.

Evolutionary search strategies can be applied very effectively to improve the material data further or to adjust already available data of a similar material, e.g. mold compound w/ different filler content or size.

Thank you

**The World's Leading
Creative Memory Company**

